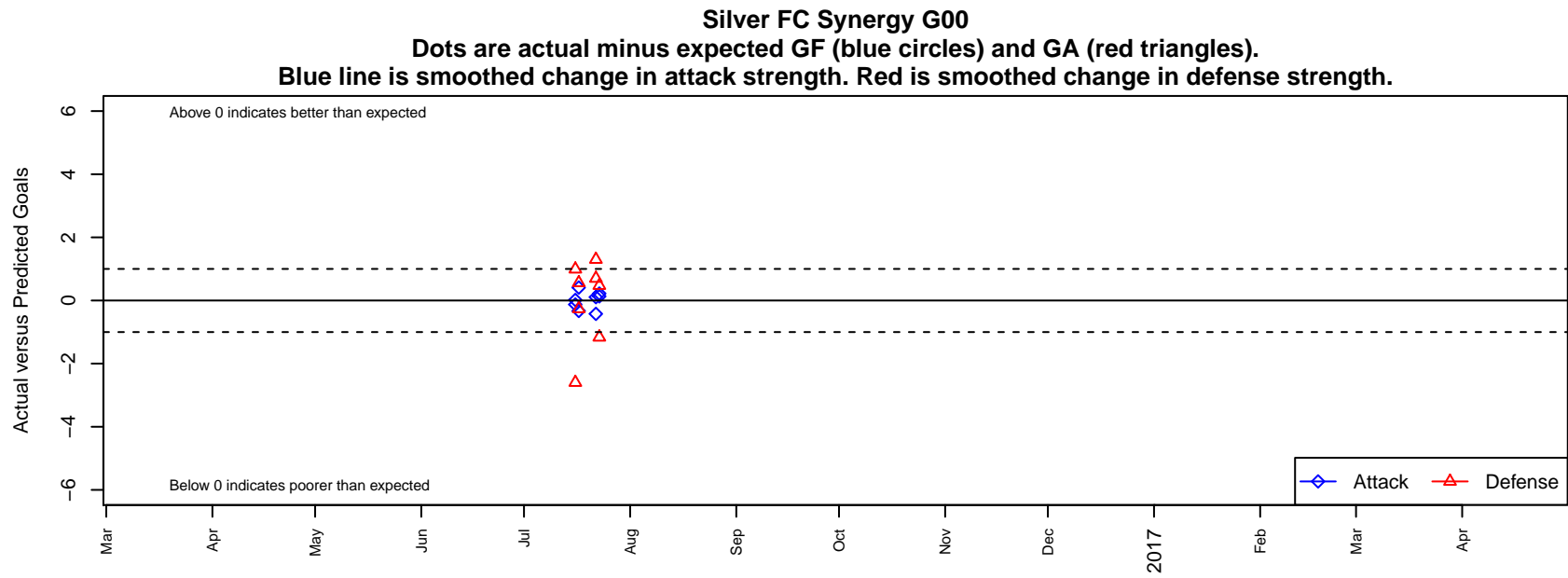


Silver FC Synergy G00

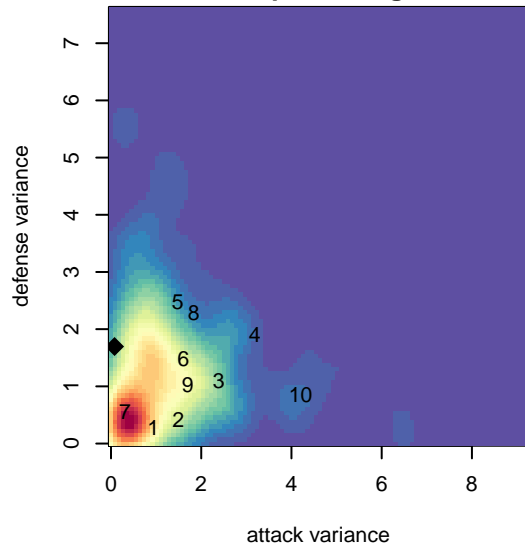
Silver FC
Silver Lake, WA
G00 total strength=1212
attack=5.25 defense=3.31

alt names used:
Silver FC Synergy
Silver FC Synergy

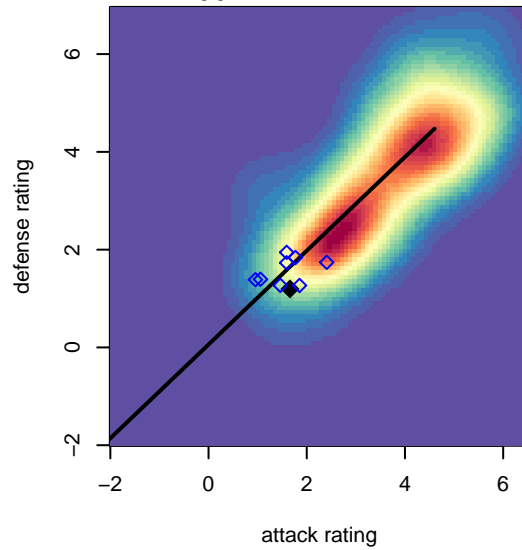
Venues played:
2016 KITG GU17 Red
2016 Crossfire Select U17 Silver



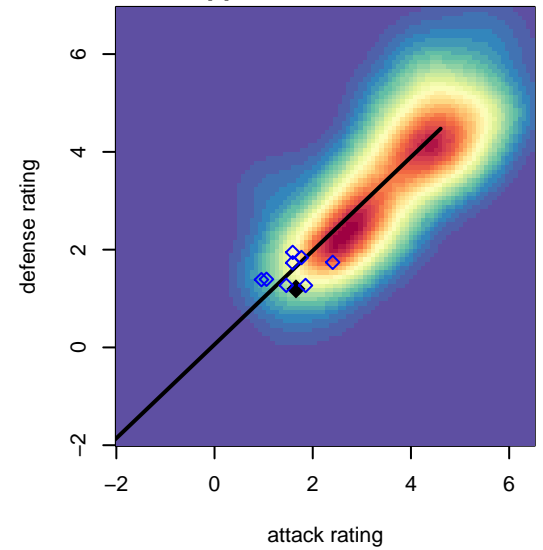
**attack and defense variance (black dot)
relative to other teams
and top 10 in region**



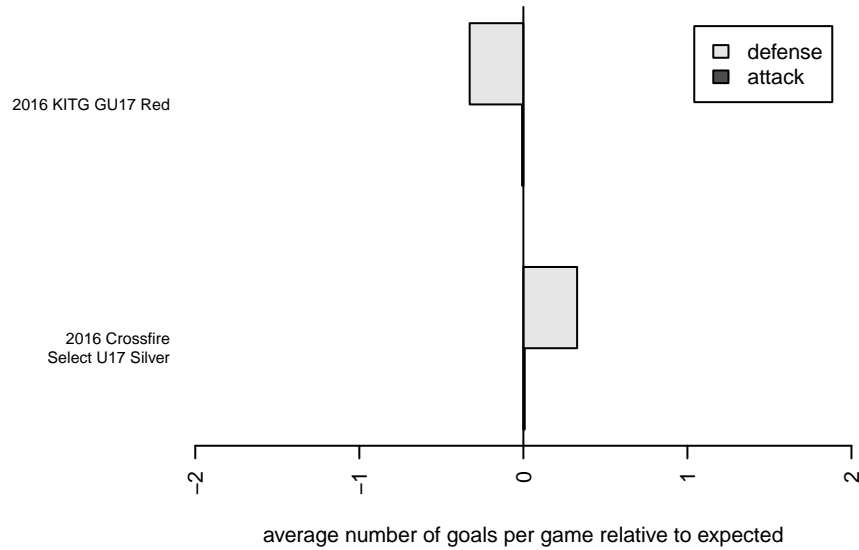
**attack and defense rating
relative to others at age
and all opponents in last 13 months**



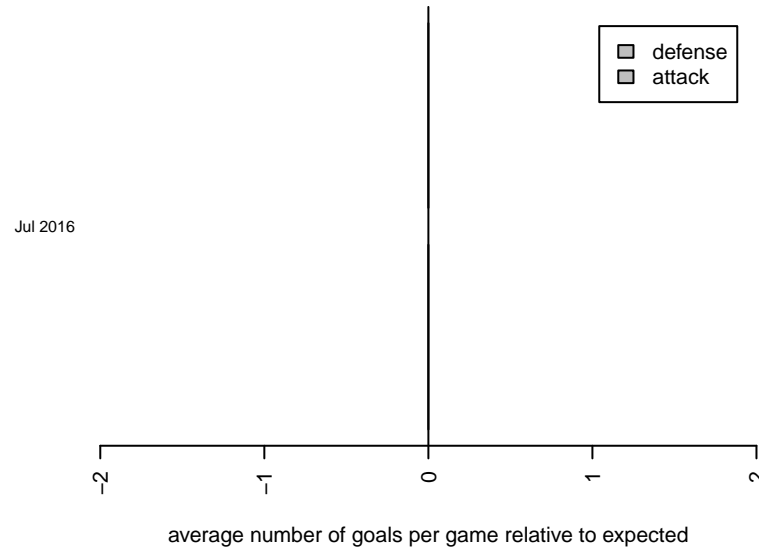
**attack and defense rating
relative to others at age
and all opponents in last 13 months**



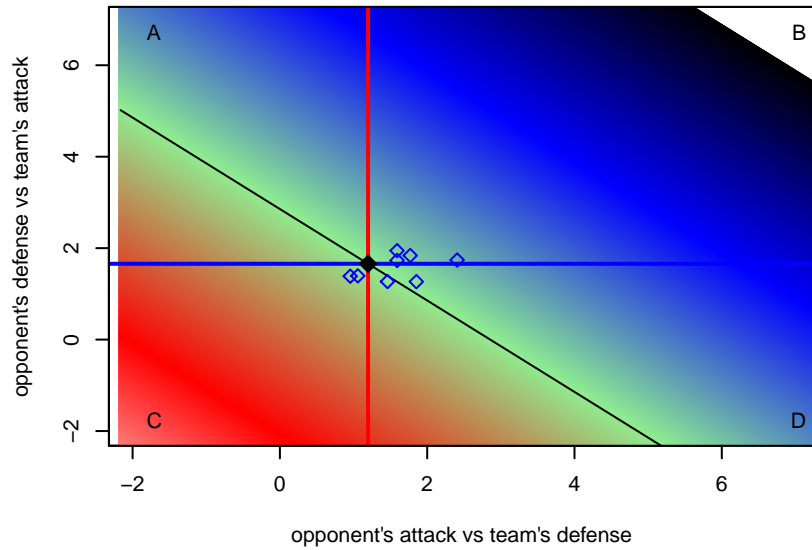
Performance relative to 13 month average



Performance relative to 13 month average



Distribution of opponents
 Red = Lose zone, Blue = Win zone, Green = Even
 Black line separates win/lose zones



lot. A=Neither has attack advantage, B=Opponent has both attack and defense advantage, C=Opponent has both attack and defense disadvantage, D=Both have

date	home		away		venue	pred.home	pred.away
2016-07-23	Silver FC Synergy G00	1	GS Surf C G00	3	2016 Crossfire Select U17 Silver	0.87	1.84
2016-07-23	Silver FC Synergy G00	1	BIFC White G00	1	2016 Crossfire Select U17 Silver	0.78	1.47
2016-07-22	Crossfire Select Metzger G00	1	Silver FC Synergy G00	1	2016 Crossfire Select U17 Silver	1.70	0.89
2016-07-22	Silver FC Synergy G00	1	NWSC G00	0	2016 Crossfire Select U17 Silver	1.42	1.30
2016-07-17	SGESC Fusion White G00	0	Silver FC Synergy G00	1	2016 KITG GU17 Red	0.56	1.33
2016-07-17	Silver FC Synergy G00	2	TC United White G00	2	2016 KITG GU17 Red	1.59	1.73
2016-07-16	RSA Elite G00	0	Silver FC Synergy G00	1	2016 KITG GU17 Red	0.99	1.13
2016-07-16	Silver FC Synergy G00	1	Seattle United -Unk G00	6	2016 KITG GU17 Red	0.98	3.40